

July 20, 2018

Dear Families,

My name is Michelle Jacobs, and I will be your second grader's teacher this year. As many of you know, I am making the move from 1st Grade to 2nd Grade with you! This is the first time I've had the chance to make the move to the very next grade level, and I couldn't be more excited. The end of the school year is typically a bittersweet moment, this past June was so much easier knowing I was moving on with this group.

We will be reading chapter books, writing stories that jump off the page, exploring multiplication and division, and studying rocks and minerals and so much more. I have included some helpful tips to get the year off to a smooth start as well as a list of suggested school supplies.

I look forward to meeting you and our 2nd grader at the **Open House to be scheduled later this summer**. This opportunity will give our 2nd grader a chance to meet me and become acquainted with our new classroom. Please bring your child's school supplies with you to the Open House if possible as this will make the first day of school a little bit easier. If you are unable to attend the Open House, please be sure to send your child's supplies on the first day of school.

Here are some helpful tips for the start of first grade:

Dismissal: Your child will receive a **"Second Grade Star" name tag** at the Open House that he/she should wear **every day** during the first week of school to ensure a safe and smooth dismissal.

You will need to provide the following information on the name tag:

- ✓ your child's first and last name
- ✓ your child's class (2-Jacobs)
- ✓ your child's dismissal procedure for each day of the week

If you are unable to attend the Open House, you will need to email me BEFORE the first day of school so that I can complete the name tag correctly and give it to your child when he/she arrives on the first day of school. For your child's safety, I will never change his/her dismissal procedure WITHOUT written permission from you (note or email).

Snack: We will have a snack daily. Please send in a nutritious snack each day. Your child may also have a juice box or water with snack.

Lunch: Eating lunch in the cafeteria is now a familiar routine. If your child is packing a lunch, please label it with his/her first/last name and "2Jacobs". If your child is bringing money to purchase his/her lunch, please place it in a small envelope labeled with his/her name and lunch choice.







Please feel free to email me at mljacobs@cbsd.org if you have any questions or concerns.

It will be my pleasure to get to know your child and to work with you this year. Together we can ensure that your child has a super 2nd grade experience.

Sincerely,
Michelle Jacobs

School Supply List for Mrs. Jacobs's Class

Quantity	Item	Picture
2 dozen	Pencils, #2, Ticonderoga, Sharpened	
1 box	Crayola Crayons, 24 count	
4 folders	1 red folder (Reading) 1 yellow folder (Writing) 1 green folder (Math) 1 blue folder (Science/Social Studies)	
4	Washable Glue Sticks	
1 pair	Child's Safety Scissors	
1 pack	Dry Erase Markers, 4 count	

Quantity	Item	Picture
1 pair	Headphones in a Ziploc bag labeled with your child's name. The headphones will be used with desktop computers as well as Ipads. The simpler the headphone, the better.	
1	3 Hole Punched Zippered Pencil Pouch (see through) *This will go in the BEAR Binder you will receive at the Open House.	
1	3 Hole Punched Folder, Yellow *This will go in the BEAR Binder you will receive at the Open House.	
1	Paint Smock – Any oversized shirt will do the trick. Please use a black marker to label it with your child's name.	
1	8 x 10 Spiral Bound Sketch Book	
1	Box of Tissues	
1	Disinfecting Wipes	